

FAIRFIELD POLICE

Monthly Report – August 2019



Chief Christopher Lyddy

Fairfield Police Department

www.fpdct.com

This page intentionally left blank.

Section 1: Bureau / Division Reports

Section 2: Statistical Activity Summary

Overall Activity

Calls for Service - Total

Alarm Response Summary

Calls for Service – Detailed

Motor Vehicle Activity

Motor Vehicle Accidents

Motor Vehicle Enforcement - Action

Motor Vehicle Enforcement - Violation Type

Parking Ticket Summary

Criminal Activity

Criminal Incidents by Patrol

Criminal Activity by Month

Criminal Arrests by Month

Section 1: Bureau / Division Reports

Noteworthy Police Work

During August, the following officers were issued awards for actions taken over the past few years:

- William Beattie
- Franck DeAngelis
- Evan Kaesmann
- Jason Kline
- Jason Greenfield
- Donald Matejek
- Raymond Quiles
- Matthew Riendeau
- Anthony Renaldi
- Kevin Wells
- Jeremy Zdru
- Michael Zerella



Police Union “Dunk a Cop” Event

Capt. Kalamaras was one of many officers who participated in this year’s Dunk a Cop event held at Saugatuck Sweets to raise money to benefit the Fairfield Police Union Scholarship Fund.

Patrol

On 8/6/2019 at approximately 1630 hours, James Taylor's GPS battery failed. Patrol was sent to his residence to check on his location but there was no answer at the door. The decision was made to activate the ESU team to make entry into the house to determine if Taylor was in the house.

During a search of the property, a closed Conex style container was found and the door appeared to be secured from the inside leading officers to believe the subject was barricaded inside. Concerned that the subject could be armed or have explosives, the Stamford Bomb Squad was called to clear the property prior to ESU making entry.

A bearcat vehicle was used to breach the doors and the suspect was found inside.

Juvenile Sexual Assault

On 06/24/2019 Fairfield Youth Bureau Detectives were notified of an ongoing sexual assault occurring over several years of two female juveniles. The victim's mother's live-in boyfriend allegedly committed the assaults.

On 08/05/2019 a Bridgeport Superior Court Judge found probable cause to believe that the suspect committed the offenses contained in the arrest warrant affidavit submitted by our Youth Bureau Detectives. The warrant was signed and the Judge issued a \$750,000.00 bond.

On 08/06/2019 the suspect turned himself in to Police Headquarters where he was arrested and Charged with 15 counts of Sexual Assault 1st Degree, 5 counts of Sexual Assault 2nd Degree, 2 counts of Risk of Injury to a Child, and 2 counts of Voyeurism.

Robbery

On 08/07/2019 at approximately 7:25 pm Fairfield Emergency Communications Center received a report of a robbery that just occurred in the area of 32 Hunyadi Avenue. The victim reported that she arranged to meet a male in that area to sell a phone through an online social media site. When she arrived to the agreed upon location, the male sat in her vehicle while another male approached the car and robbed her at gunpoint. Both males fled the scene on foot. Patrols were unable to locate the suspects after the robbery. The victim immediately suspected that they were both involved and described the suspects as being black males, in their twenties, wearing dark clothing.

On 08/09/2019 Detectives discovered information on the suspects social media page which identified the suspect and his accomplice. After further investigation a Bridgeport Superior Court Judge found probable cause to believe that the suspect committed the offenses contained in the

arrest warrant affidavit submitted by our Detectives. The warrant was signed and the Judge issued a \$100,000.00 bond for his release.

On 08/08/2019 the suspect was arrested and charged with Robbery 1st Degree, Conspiracy to Commit Robbery 1st Degree and held on a court ordered \$100,000.00 bond.

19-30682 | 4:42 AM | Stolen Vehicle | Quiles, R | 00726 Reef Rd

Shortly after receiving a report of suspicious males walking around a complainant's car wearing masks at 7 Mellow St., Off. Renaldi located a suspicious SUV parked in the middle of the road on Lalley Blvd. with its lights off. When Off. Renaldi pulled up to the SUV it rammed Off. Renaldi's vehicle and took off in reverse on Lalley Blvd., striking two parked vehicles. When the driver of the SUV attempted a three-point turn, Off. Renaldi was able to use his push bars to stop the vehicle and take the driver into custody. As Off. Renaldi originally approached the SUV, he saw a group of males running on foot on Lalley Blvd. A perimeter was set up and a State Police K9 responded to start a track.

As the K9 tracked towards Reef Rd., Off. DeAngelis saw a VW Passat back out of a driveway on Reef Rd. After the driver saw Off. DeAngelis' police car, the VW took off at a high rate of speed east on Fairfield Beach Rd. The vehicle avoided stop sticks that were deployed on Beach at Old Post Rd. and the car was pursued onto 95 northbound. After State Police deployed stop sticks that disabled two of our vehicles, the VW kept going with at least two flat tires and the State pursued it until terminating around exit 9 on 91. It was later confirmed that the Passat had just been stolen from Reef Rd.

The driver of the SUV was arrested and charged with Attempted Assault on a Police Officer, Evading, Reckless Driving, 2 counts of Conspiracy to Commit Larceny and 2 counts of Conspiracy to Commit Burglary. A ski mask was located in the vehicle. The suspect was held on a \$25,000.00 bond.

Barricaded Subject

On 8/21/19 at approximately 4:03 p.m. a complainant came to police headquarters and reported that he believed his father, was having a mental break-down at their home on Wormwood Road. The complainant stated that his father had just picked up a police report from the Westport that indicated that his wife was having an affair. When officers made contact with the respondent, he made comments that he was considering to harm himself. At this time, the respondent had barricaded himself inside the residence with several firearms.

The Fairfield Police Emergency Services Unit, which included trained negotiators, were dispatched to the scene where they began negotiations for the respondent to surrender. After approximately

three hours, negotiators were able to get the respondent to surrender without incident. He was taken into custody, and transported to an area hospital for evaluation. No one was injured.

“We were very happy with the outcome of this operation. Officers who responded remained steadfast on their mission to protect life and ensure the safety of the community.” – Chief Chris Lyddy.

“With the help of our mutual aid partner, Southwest Regional Emergency Response Team, we were able to bring this incident to a quick conclusion ensuring the safety of our officers and the neighbors.” – Captain Robert Kalamaras

19-31126 | 10:22 AM | Robbery | Jenkins, S | 00161 Melody La

ECC received a report of a robbery that just occurred on Melody Lane. The victim had listed a pair of sneakers for sale on a web site. The victim was contacted by a person interested in purchasing the sneakers. The suspects arrived at the complainant’s house. When the victim met the suspects outside one of the suspects brandished a handgun and took the sneakers.

Detectives conducted an investigation and were able to identify both suspects and both were eventually taken into custody.

19-31625 | 12:49 PM | | Komm, M | 02272 Black Rock Tnpk

ECC received a report of a suspect attempting to defraud an account at Chase Manhattan Bank on Black Rock Turnpike.

On police arrival, the suspect fled on foot and officers chased the suspect. Canine units were assigned to track the suspect while patrols, traffic officers and detectives set up a perimeter around the area.

A short while later the suspect ran onto Pansy Road where he was caught by detectives on scene.

19-32068 | 2:26 AM | M.v. Accident | Rubis, C | 00730 Rock Ridge Rd

A suspect crashed her car into a garage in the driveway of 733 Rock Ridge Rd. After striking the garage, she reversed onto the front lawn and while she tried to exit the yard she struck a tree and her vehicle became stuck. The driver could not tell officers where she came from and how she ended up in the yard. Her behavior was highly erratic and she appeared to be under the influence of either alcohol or medication. Due to the damage to her vehicle and her erratic behavior, she was transported to St. V’s where blood was drawn for further investigation.

Special Services Bureau

Traffic Safety Unit	Jan	Feb	Mar	Apr	May	Jun	Jul	Aug	Sep	Oct	Nov	Dec
Traffic Stops	401	374	377	432	465	261	410	807				
Infractions Issued	242	240	258	536	322	160	251	561				
Misdemeanor Summons	25	20	15	18	27	10	15	27				
Accidents Investigated	20	23	28	34	46	42	47	32				
Child Seat Installations	25	9	38	15	25	20	11	32				
DUI Arrests	4	2	3	1	1	1	4	6				

Traffic Crash Unit	Jan	Feb	Mar	Apr	May	Jun	Jul	Aug	Sep	Oct	Nov	Dec
Accidents Investigated	59	80		60	66	70	69	80				
Accidents with Injuries	6	6		12	8	9	7	4				
Search Warrants	1	1		3	3	0	2	3				
Arrest Warrants	4	3		3	3	1	2	3				
Misdemeanor Summons	10	3		6	2	1	2	5				
Infractions Issued	33	19		107	28	1	17	110				
Fatalities	0	0		0	0	1	2	0				

Animal Control	Jan	Feb	Mar	Apr	May	Jun	Jul	Aug	Sep	Oct	Nov	Dec
Complaints	56	70	94	67	100	93	107	115				
Wildlife Complaints	20	26	46	25	41	56	45	62				
Animals Tested for Rabies	1	1	2	1	1	0	4	9				
Animals Positive / Rabies	0	0	1	1	1	0	0	0				
Animal Bites	1	2	2	5	2	6	5	1				
Written Warnings	4	9	6	4	11	4	7	3				
Infractions	7	2	2	18	5	0	3	2				
Misdemeanors	0	0	0	0	0	1	0	0				

Lake Mohegan Enforcement: Periodic patrols conducted.

Marine Unit	May	JUN	JUL	AUG	SEPT	OCT
Complaints	10	20	23	18		
Boats Towed	1	2	4	2		
Written Warnings	0	0	0	0		
Arrests	0	0	0	0		
Safety Inspections	5	3	3	1		
Total Calls For Service	15	23	26	19		
Hours Underway	25	95	165	150		
Community Events	2	3	5	5		
Location Checks	0	2	7	5		
Fatalities	0	0	0	0		

Traffic Enforcement Targeted Areas

Melville Avenue
 FFLD Woods Road
 Davis Road
 Congress Street
 Tahmore Drive
 North Benson Road
 Morehouse Highway
 Easton Turnpike

Other Activities

Dream Ride
 Distracted Driving campaign
 Car seat clinic Fairfield University
 PAL Snapper derby
 Quality of life Operation on suspicious activity at Grace Richardson Open Space
 Opioid Vigil – Sherman Green
 Dunk-A-Cop Event

Administrative Services Bureau

Training

- CIT Youth
- AR-15 Armorer
- Female Enforcer
- Opioid Scene Safety
- Street Crimes
- NIBRS Training
- Glock Armorer
- Basic Police Firearms Instructor

Emergency Communications Center

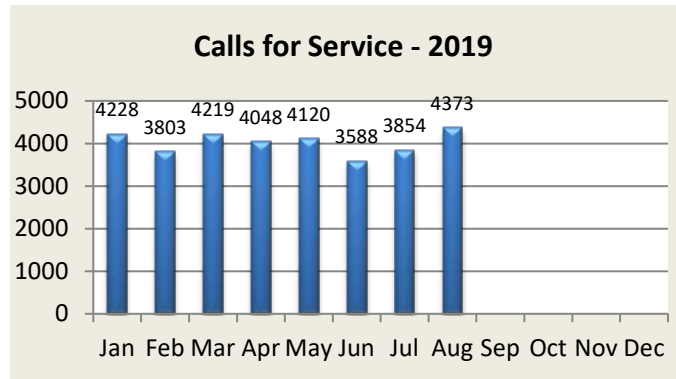
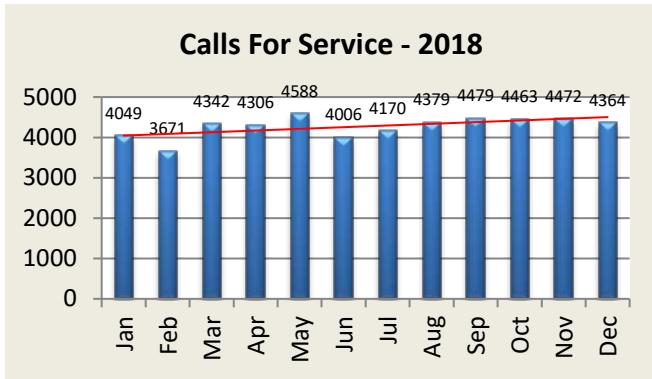
	Jun	Jul	Aug	Sep	Oct	Nov	Dec
Total Incoming Phone Calls	9,842	10,611	10,185				
Total 911 Calls	1,783	1,952	1,778				
Total Outgoing Calls	2,274	2,531	2,385				
Total Calls for Service Processed	3,598	3,862	5,386				

Section 3: Statistical Activity Summary

TOTAL CALLS FOR SERVICE

Calls for Service	Jan	Feb	Mar	Apr	May	Jun	Jul	Aug	Sep	Oct	Nov	Dec	YTD
2018	4049	3671	4342	4306	4588	4006	4170	4379	4479	4463	4472	4364	51,289
2019	4228	3803	4219	4048	4120	3588	3854	4373					32,233

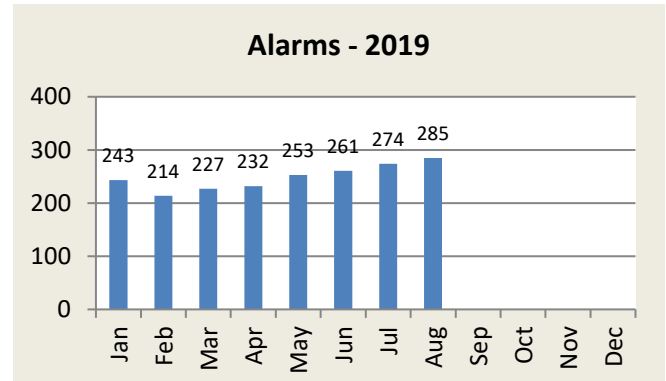
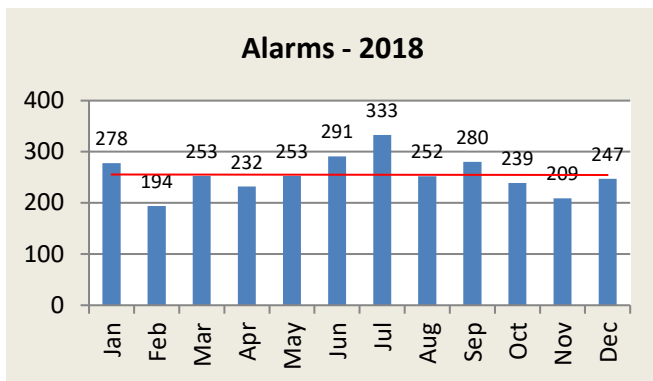
Note: Includes miscellaneous calls that may not be listed under the call analysis section



ALARM RESPONSE SUMMARY

Total Alarms	Jan	Feb	Mar	Apr	May	Jun	Jul	Aug	Sep	Oct	Nov	Dec	YTD
2018	278	194	253	232	253	291	333	252	280	239	209	247	3,061
2019	243	214	227	232	253	261	274	285					1,989

False Alarms	Jan	Feb	Mar	Apr	May	Jun	Jul	Aug	Sep	Oct	Nov	Dec	YTD
2018	274	191	251	232	253	291	325	251	277	237	209	247	3,038
2019	243	211	227	232	250	261	274	283					1,981

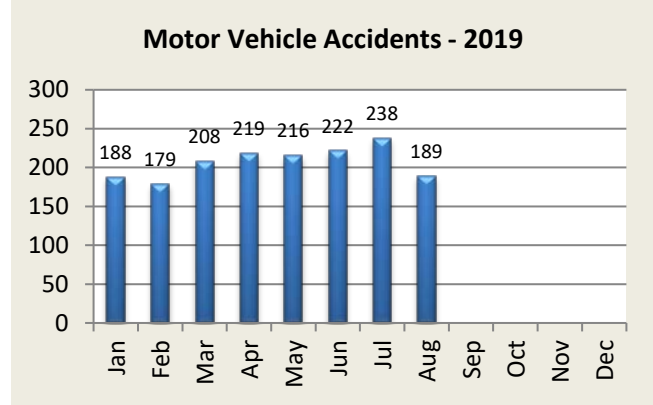
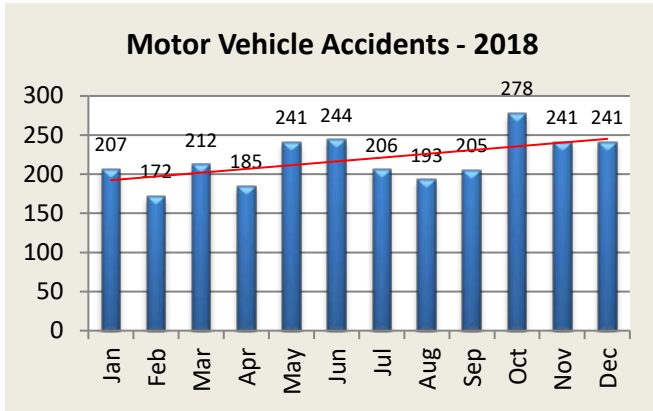


Calls For Service - Detailed Summary

Calls for Service - Type	Jan	Feb	Mar	Apr	May	Jun	Jul	Aug	Sep	Oct	Nov	Dec	YTD
911 Hang Up	6	8	9	7	10	5	5	6					56
Abandoned Vehicles	9	8	14	6	4	9	14	5					69
Alarms	243	214	227	232	253	261	274	285					1989
Animal Complaints	66	73	117	90	103	125	120	127					821
Assaults	2	3	2	2	3	1	0	3					16
Assistance	184	174	174	171	181	185	177	169					1415
Bank Escorts	22	15	21	22	22	20	22	22					166
Bomb Threats	0	0	0	0	0	0	0	0					0
Breach of Peace	42	35	54	38	54	67	43	53					386
Burglary	6	6	8	3	8	9	17	14					71
BusinessChecks	1343	1192	1272	1088	1095	763	692	887					8332
Cancelled Alarms	51	49	46	42	61	63	44	59					415
Community Events	45	42	25	39	64	43	45	35					338
Door Open	11	5	5	6	6	3	2	4					42
Drowning	0	0	0	0	0		0	1					1
EMS	353	356	371	350	340	346	356	339					2811
Funeral Escorts	28	13	10	12	15	16	20	15					129
Harassment	13	16	13	12	18	14	14	10					110
Intoxicated Subjects	4	5	11	8	3	7	5	4					47
Investigations	166	136	197	166	230	181	178	202					1456
Larceny	34	27	25	38	24	34	51	31					264
MVA	188	179	208	219	216	222	238	189					1659
Medical Alarms	1	2	3	3	4	1	2	3					19
Psychiatric calls	10	3	5	3	1	4	9	2					37
Missing Persons	1	3	4	1	3	5	0	3					20
Narcotic Violations	4	6	4	2	2	3	12	5					38
Noise Complaints	17	11	15	20	36	42	33	37					211
Parking Complaints	34	23	38	48	46	47	49	25					310
Pistol Permit Apps	21	10	7	7	4	15	7	11					82
Reckless Driver	18	26	25	25	45	21	30	30					220
Recovered Property	18	8	14	9	16	18	20	17					120
Road Hazard	37	34	47	35	33	78	86	58					408
Robbery	0	0	0	3	4	1	0	2					10
Sex Violation	0	0	0	0	1	1	1	0					3
Shoplifter	16	14	21	10	22	16	23	15					137
Stolen Vehicles	3	5	3	2	3	5	7	5					33
Suicide	0	0	0	1	0	0	1	1					3
Suicide Attempts/Threats	4	4	9	2	4	6	6	2					37
SuspiciousActivity	70	65	54	76	82	65	74	71					557
Theft from MV	9	14	31	21	10	13	42	26					166
Trespasser	7	8	12	11	9	14	7	3					71
Vandalism	6	4	9	7	11	9	11	11					68

MOTOR VEHICLE ACTIVITY

MV Accidents	Jan	Feb	Mar	Apr	May	Jun	Jul	Aug	Sep	Oct	Nov	Dec	YTD
2018	207	172	212	185	241	244	206	193	205	278	241	241	2,625
2019	188	179	208	219	216	222	238	189					1,659



MV Enforcement	Jan	Feb	Mar	Apr	May	Jun	Jul	Aug	Sep	Oct	Nov	Dec	YTD
Warnings - 2018	235	254	213	256	260	225	359	335	291	256	287	323	3,294
Warnings - 2019	328	325	310	254	273	223	269	353					2,335

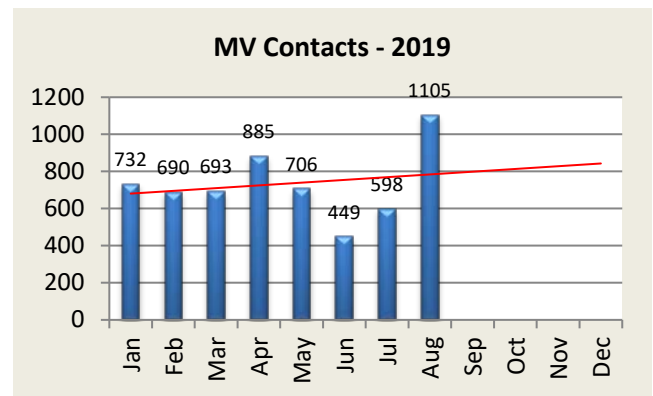
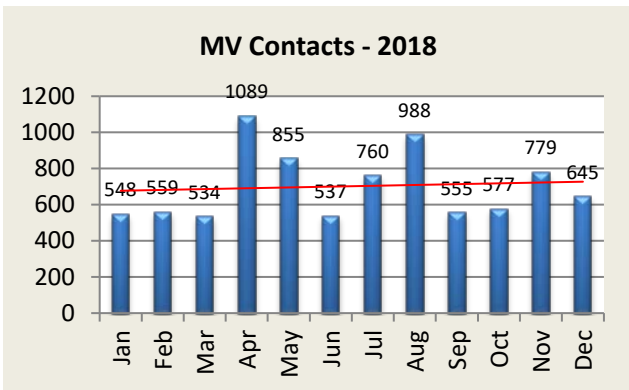
Infractions - 2018	258	230	277	749	535	262	337	587	229	270	430	256	4,420
2019	317	290	315	575	367	171	279	675					2,989

Misdemeanor - 2018	31	43	25	55	39	31	45	45	19	36	43	44	456
2019	65	55	48	46	53	42	37	59					405

Custodial - 2018	12	19	12	11	3	11	7	11	5	7	8	11	117
2019	13	12	7	9	6	13	8	9					77

DUI Arrests - 2018	6	7	11	13	8	5	3	14	9	10	5	9	100
2019	9	5	6	8	5	9	3	9					54

MV Contacts - 2018	548	559	534	1089	855	537	760	988	555	577	779	645	8,426
2019	732	690	693	885	706	449	598	1105					5,858

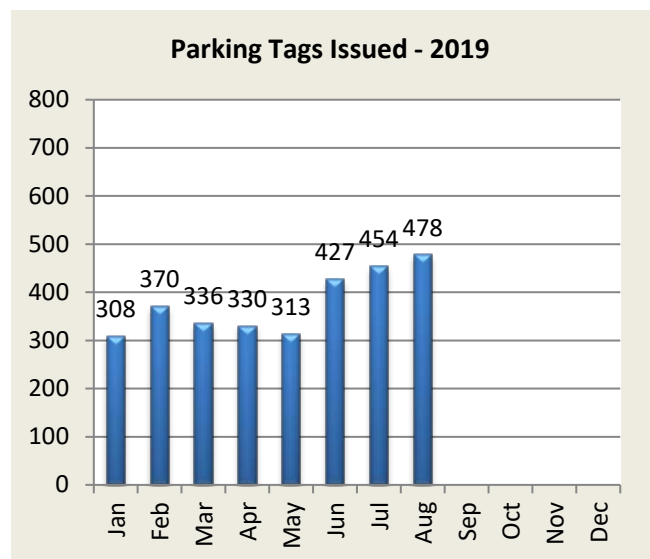
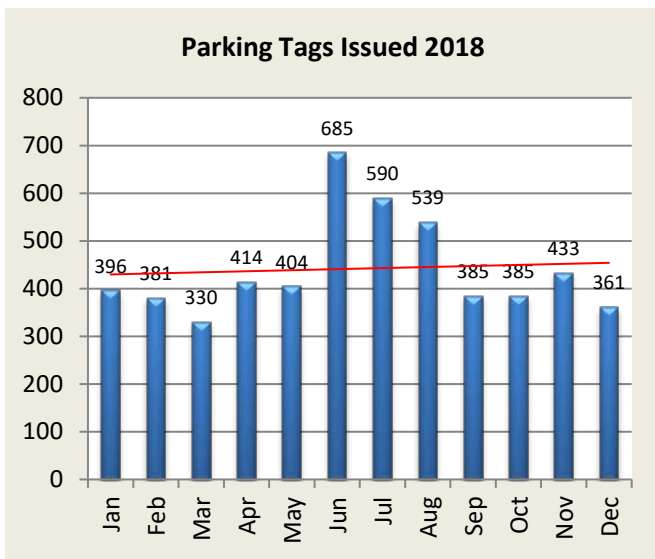


MV Enforcement: Type	Jan	Feb	Mar	Apr	May	Jun	Jul	Aug	Sep	Oct	Nov	Dec	YTD
Speeding Violations	183	152	196	98	160	116	178	245					1328
Seatbelt Violations	3	9	8	93	47	6	5	109					280
Registration Violations	127	109	107	97	137	54	86	135					852
License Violations	26	38	35	39	40	25	24	35					262
Distracted Driving	9	12	17	302	54	9	19	213					635
Suspended Licence	42	43	32	31	36	26	23	24					257
Traffic Light Violation	18	14	13	18	14	8	8	16					109

The above incidents are a overview of common violations. These statistics are not the only motor vehicle enforcement actions taken. The above show top 6 violations for the month.

PARKING TICKET SUMMARY

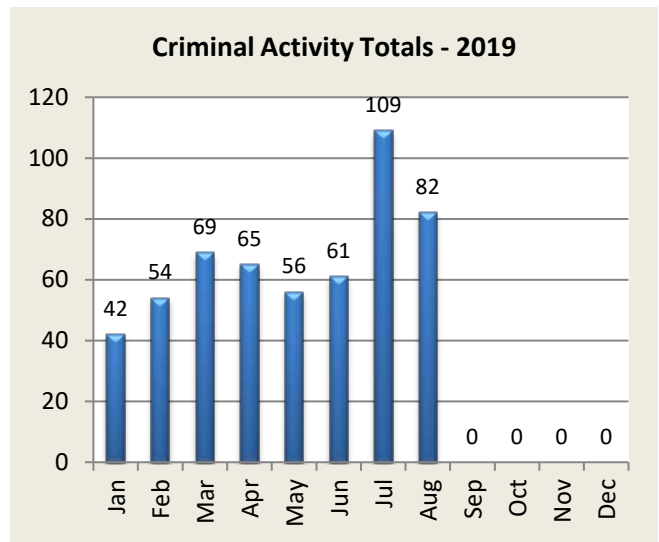
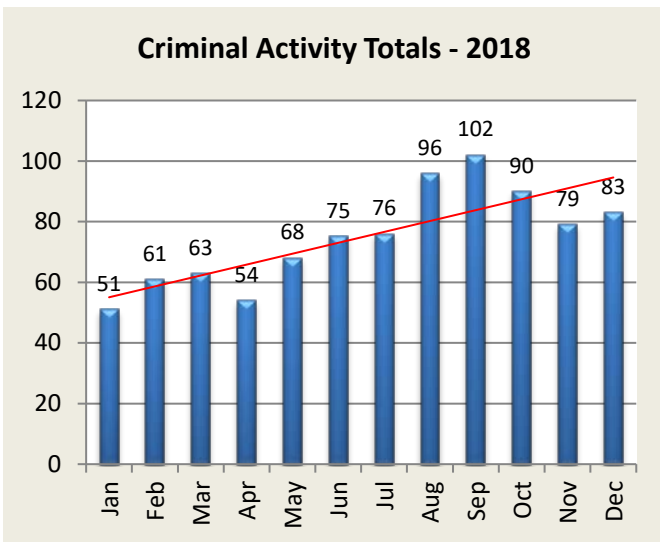
Total Issued	Jan	Feb	Mar	Apr	May	Jun	Jul	Aug	Sep	Oct	Nov	Dec	YTD
2018	396	381	330	414	404	685	590	539	385	385	433	361	5303
2019	308	370	336	330	313	427	454	478					3016



CRIMINAL INCIDENTS

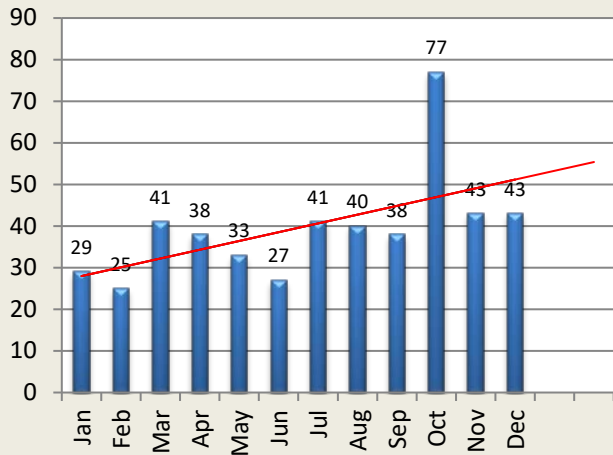
Criminal Incidents: Patrol	R2	R3	R4	R5	B2	B3	B4	B5
Larceny	7	2	5	1	10	5	9	8
Vandalism	0	0	2	0	1	1	4	3
MV Theft / Attempt	2	2	0	0	0	0	0	1
Burglary / Attempt	0	3	0	3	0	3	5	0
Assault	1	0	1	0	1	0	0	0
Robbery	0	0	0	0	2	0	0	0

Criminal Activity: Month	Jan	Feb	Mar	Apr	May	Jun	Jul	Aug	Sep	Oct	Nov	Dec	YTD
Larceny - 2018	40	31	35	34	48	55	49	56	58	59	57	51	573
2019	25	36	47	49	28	36	74	47					342
Vandalism - 2018	5	13	6	11	10	7	12	10	13	13	11	10	121
2019	6	4	9	7	10	9	11	11					67
MV Theft / Attempt - 2018	4	3	5	3	4	5	5	8	10	7	3	2	59
2019	3	5	3	2	3	5	7	5					33
Burglary / Attempt - 2018	1	11	10	3	6	2	6	19	15	3	4	16	96
2019	8	6	8	2	8	9	17	14					72
Assault - 2018	0	1	4	1	0	3	4	3	6	8	2	3	35
2019	0	3	2	2	3	1	0	3					14
Robbery - 2018	1	2	3	2	0	3	0	0	0	0	2	1	14
2019	0	0	0	3	4	1	0	2					10
Totals - 2018	51	61	63	54	68	75	76	96	102	90	79	83	898
2019	42	54	69	65	56	61	109	82	0	0	0	0	538



Criminal Arrests by Month	Jan	Feb	Mar	Apr	May	Jun	Jul	Aug	Sep	Oct	Nov	Dec	YTD
Larceny - 2018	22	16	29	27	22	22	18	24	25	37	25	23	290
2019	26	7	28	23	46	19	31	33					213
Vandalism - 2018	2	2	2	1	2	0	1	3	0	0	3	2	18
2019	3	1	1	0	10	1	1	1					18
MV Theft / Attempt - 2018	1	1	1	2	1	1	3	4	3	18	5	1	41
2019	0	1	0	0	0	0	1	0					2
Burglary / Attempt - 2018	1	1	5	6	2	0	9	5	5	15	8	5	62
2019	6	9	8	1	8	0	10	3					45
Assault - 2018	3	5	3	0	5	4	10	4	5	7	1	11	58
2019	3	2	5	6	5	4	5	5					35
Robbery - 2018	0	0	1	2	1	0	0	0	0	0	1	1	6
2019	0	0	1	2	3	0	2	4					12
Total - 2018	29	25	41	38	33	27	41	40	38	77	43	43	475
2019	38	20	43	32	72	24	50	46	0	0	0	0	325

Total Criminal Arrests - 2018



Total Criminal Arrests - 2019

